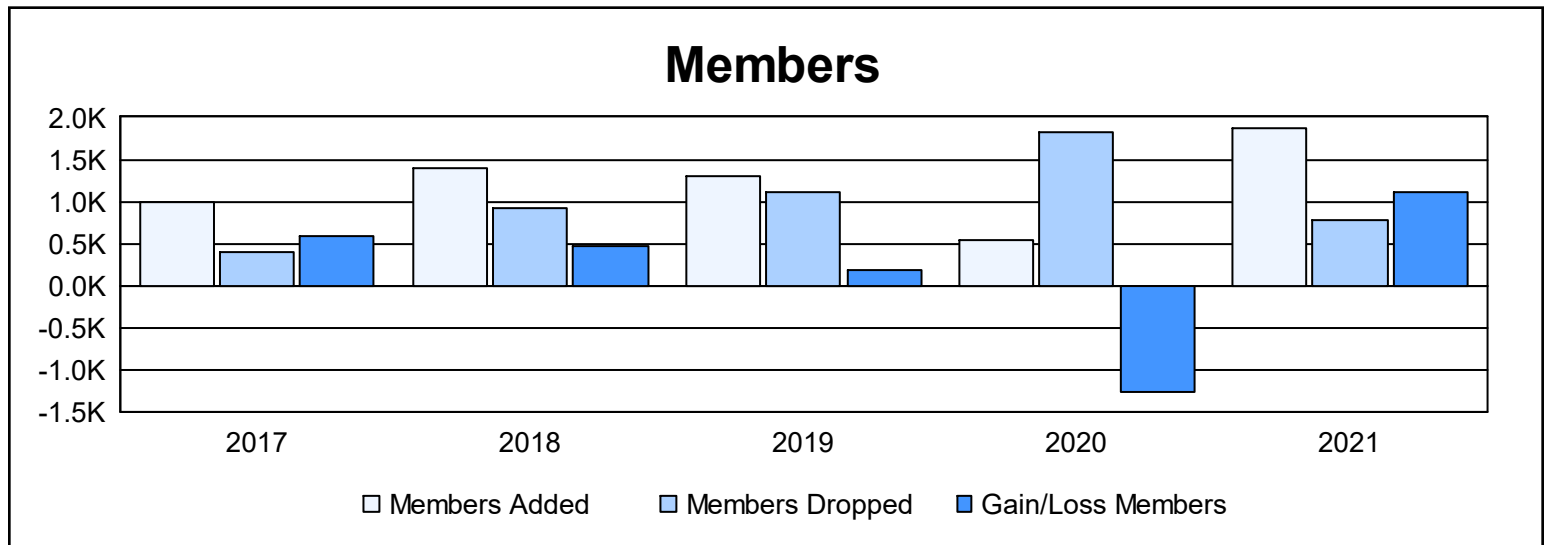
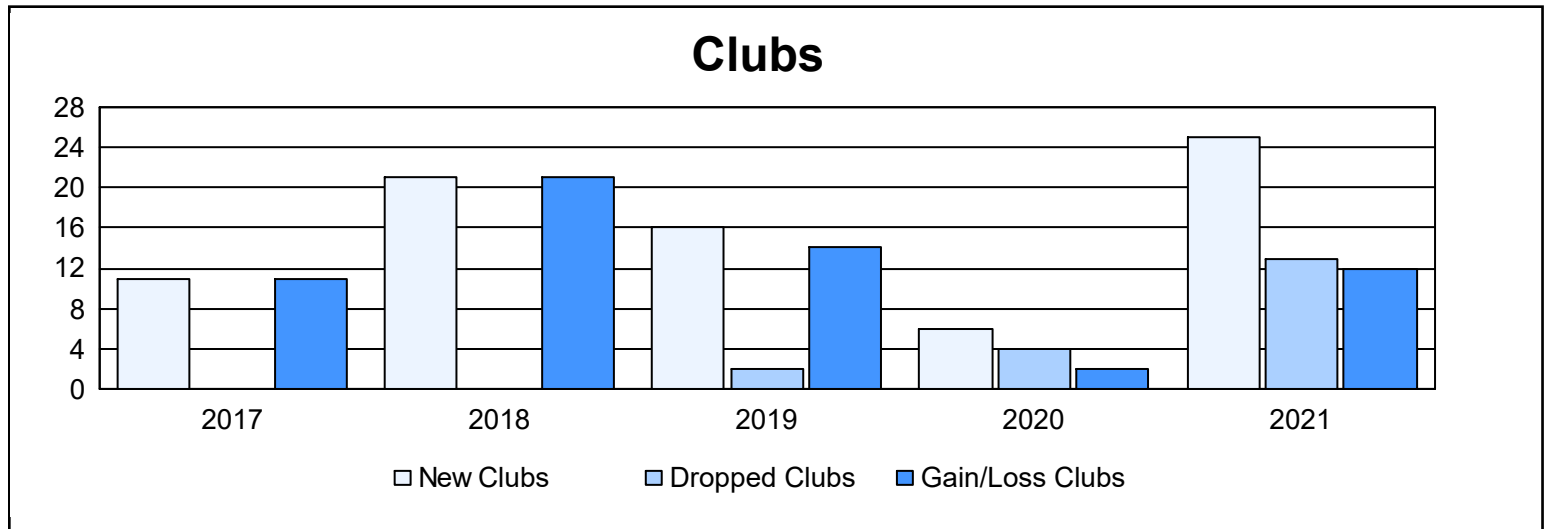
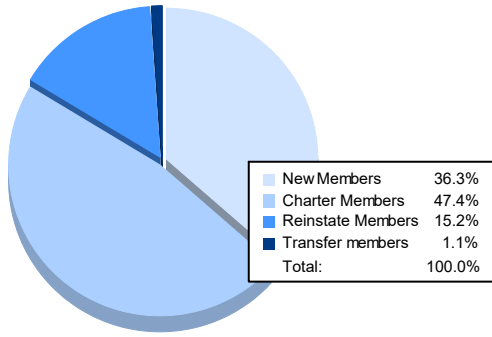


Year	New Clubs	Dropped Clubs	Gain/ Loss Clubs	New Members	Charter Members	Reinstate Members	Transfer Members	Total Member Added	Total Members Dropped	Gain/ Loss Members
2016-2017	11	0	11	679	243	34	31	987	407	580
2017-2018	21	0	21	820	494	55	22	1,391	926	465
2018-2019	16	2	14	590	470	178	62	1,300	1,109	191
2019-2020	6	4	2	252	180	94	24	550	1,816	-1,266
2020-2021	25	13	12	680	887	285	21	1,873	772	1,101
Average	16	4	12	604	455	129	32	1,220	1,006	214



Membership Composition June 2021 Cumulative



Gender Composition June 2021 Cumulative

